

Nifty Snapshot

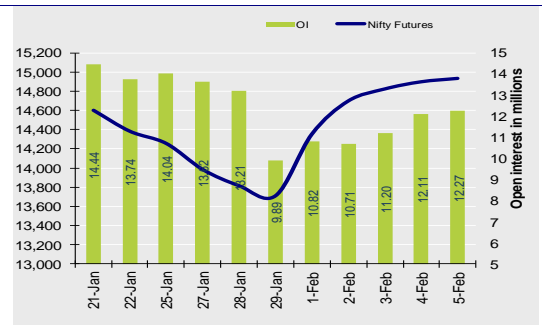
	Close	Prv Cl.	Ab chg	% chg
Spot	14,924.2	14,895.6	28.60	0.19
Futures	14,930.6	14,895.3	35.30	0.24
OI (ml shr)	12.27	12.11	0.15	1.28
Vol (lots)	162243	159579	2664	1.7
COC	6.40	-0.30	6.70	-2233.3
PCR-OI	1.41	1.52	-0.11	-7.1

Market Summary:

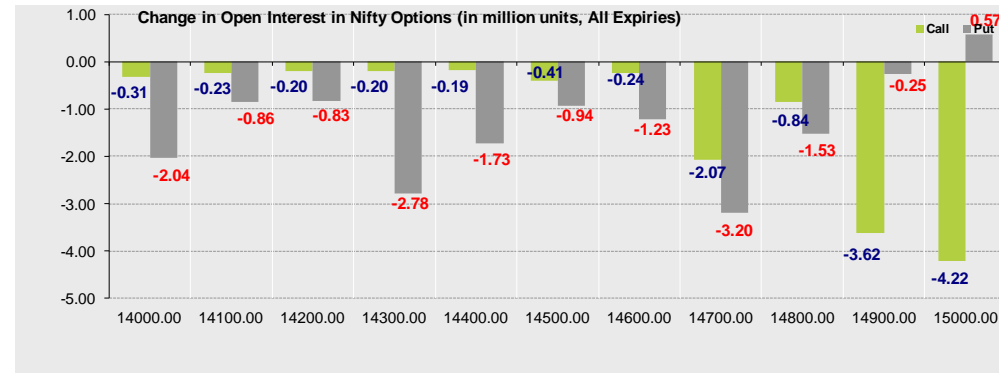
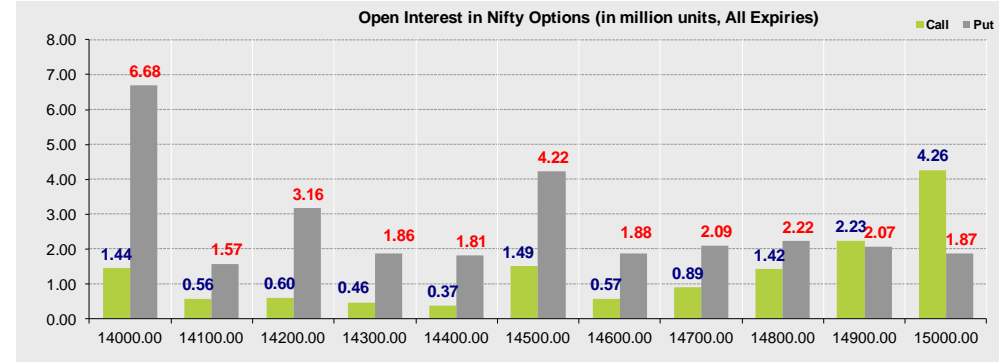
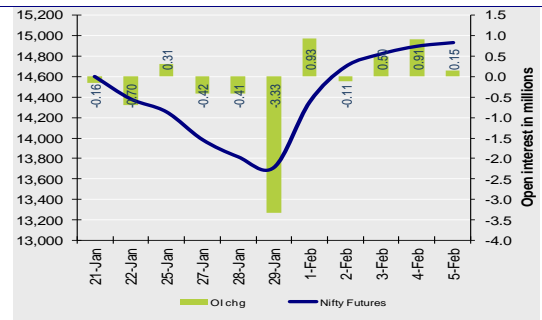
- Indian markets closed on a positive note where buying was mainly seen in Banking, Pharma, Finance sectors. Nifty Feb Future closed at 14930.60 (up 35.30 points) at a premium of 6.40 pts to spot.
- FII's were net buyers in Cash to the tune of 1461.71 Cr and were net sellers in index futures to the tune of 460.70 Cr.
- India VIX increased by 1.26% to close at 23.42 touching an intraday high of 23.94.

Open Interest in Nifty Options:

Nifty Futures Price v/s OI



Nifty Futures Price v/s Change in OI



Institutional Activity in previous trading session

(in Rs cr.)	Buy	Sell	Net
Index Futures	5932.82	6393.52	-460.70
Index Options	344473.45	342069.1	2404.27
Stock Futures	17056.99	17092.13	-35.14
Stock Options	15150.34	15111.23	39.11
FII Cash	9,402.17	7,940.46	1,461.71
DII Cash	6,202.57	7,621.22	-1,418.65

Net FII Activity (in Rs cr.)

Date	Idx Fut	Stk Fut	Idx Opt	Cash
5-Feb	-460.7	-35.1	2404.3	1461.7
4-Feb	-1555.1	518.4	6706.4	1936.7
3-Feb	-68.8	-857.9	-2082.5	2520.9
2-Feb	-974.5	-920.9	3561.6	6181.6
1-Feb	2134.7	1349.9	-2519.7	1494.2
29-Jan	-5.1	-182.9	2470.8	-5930.7

- The above second chart shows previous trading day's change in Nifty options where Addition in OI were seen in 15000 strike Puts while liquidation was seen in 14900, 15000 strike Calls indicating market is likely to remain positive in the near term.

- Highest OI build-up is seen at 15000 strike Call and 14000 strike Put, to the tune of 4.26mn and 6.68mn respectively.

Outlook on Nifty:

- Index is likely to open on a positive note today and is likely to remain range-bound during the day.

Technical Pivot (Intraday):

	S2	S1	PIVOT	R1	R2
NIFTY	14795	14860	14935	15005	15075
BANKNIFTY	34830	35250	35945	36360	37055

Volume Buzzers (Contract wise)

Symbol	Current Volume	Volume Change	Price Chg	One Month Avg
CADILAHC	8957	226%	-0.7%	3542
UBL	2387	204%	-1.0%	1538
DIVISLAB	19114	188%	4.2%	5797
NATIONALUM	6428	181%	-1.2%	2295
TORNTPHARM	2907	125%	3.1%	1716
AUROPHARMA	9205	125%	1.6%	7008
RBLBANK	11542	107%	-3.1%	8260
JINDALSTEL	6322	106%	3.7%	3799
TATASTEEL	31825	104%	4.7%	17792
ULTRACEMCO	6217	104%	2.6%	4623

Stock Ideas

- SBIN & RELIANCE calls of strike 410 & 2000 respectively were amongst the most active Calls whereas SBIN & RELIANCE puts of strike 350 & 1900 respectively were amongst most active Puts.
- BHEL & GODREJPROP are likely to show good strength whereas ZEEL & PNB are likely to show weakness in today's trading session.

(Price is in Rs; OI is in million units; Price chg and OI chg are in percentage) **NB RESEARCH**

Fresh Longs seen in:

Script	Price	Price chg	OI	OI Chg
BHEL	43.7	2.9	164	10.6
TATASTEEL	688.0	4.7	40.4	6.2
TORNTPHARM	2750.6	3.1	0.8	5.6

Fresh Shorts seen in:

Script	Price	Price chg	OI	OI Chg
ZEEL	215.8	-13.9	38.2	18.1
RBLBANK	249.6	-3.1	20.8	17.7
ASIANPAINT	2389.4	-1.1	7.3	12.5

Short Covering seen in:

Script	Price	Price chg	OI	OI Chg
GODREJPROP	1397.2	4.0	2.2	-15.9
DRREDDY	4806.4	2.8	3.0	-8.1
CIPLA	849.3	1.2	12.7	-5.9

Long Unwinding seen in:

Script	Price	Price chg	OI	OI Chg
PNB	40.2	-1.1	215	-19.3
APOLLOTYRE	242.8	-1.0	16.9	-11.3
CONCOR	468.3	-2.4	6.4	-8.7

Technical Pivot (Intraday):

Script Name	S2	S1	PIVOT	R1	R2
BHEL	40	42	43	45	46
ZEEL	185	201	226	242	267
GODREJPROP	1301	1349	1391	1439	1481
PNB	38	39	41	42	44

FROM THE EQUITY DERIVATIVE DESK:

NIRAV HARISH CHHEDA
SENIOR DERIVATIVES AND TECHNICAL ANALYST
E-Mail: nirav.chheda@nirmalbang.com
Tel no: 6273-8199/8000

AMIT BHUPTANI
DERIVATIVES AND TECHNICAL ANALYST
E-Mail: amit.bhuptani@nirmalbang.com
Tel no: 6273-8242/8000

Disclaimer

Nirmal Bang Securities Private Limited (hereinafter referred to as "NBSPL") is a registered Member of National Stock Exchange of India Limited, Bombay Stock Exchange Limited and MCX stock Exchange Limited. We have been granted certificate of Registration as a Research Analyst with SEBI. Registration no. is INH000001766 for the period 23.09.2015 to 22.09.2020.

NBSPL or its associates including its relatives/analyst do not hold any financial interest/beneficial ownership of more than 1% in the company covered by Analyst (in case any financial interest is held kindly disclose)

NBSPL or its associates/analyst has not received any compensation from the company covered by Analyst during the past twelve months. NBSPL /analyst has not served as an officer, director or employee of company covered by Analyst and has not been engaged in market making activity of the company covered by Analyst.

The views expressed are based solely on information available publicly and believed to be true. Investors are advised to independently evaluate the market conditions/risks involved before making any investment decision.

Stock Name	Call (Buy/Sell)	Entry price	Targets	Stop Loss	Duration	Status

NIFTY50 Options OI (CE OI = Resistance) (PE OI = Support)

Symbol	Highest CE OI	Highest PE OI	CMP
ADANIPTS	570	500	570
ASIANPAINT	2500	2400	2389
AXISBANK	800	700	723
BAJAJ-AUTO	4500	4100	4239
BAJAJFINSV	10000	9000	9734
BAJFINANCE	6000	5000	5516
BHARTIARTL	600	600	585
BPCL	420	400	409
BRITANNIA	4000	3400	3556
CIPLA	900	800	849
COALINDIA	150	130	141
DIVISLAB	4000	3400	3844
DRREDDY	5000	4500	4806
EICHERMOT	3000	2800	2937
GAIL	150	125	129
GRASIM	1200	1000	1191
HCLTECH	1000	900	951
HDFC	2800	2500	2725
HDFCBANK	1600	1500	1592
HDFCLIFE	700	650	684
HEROMOTOCO	3500	3000	3360
HINDALCO	270	230	263
HINDUNILVR	2300	2200	2272
ICICIBANK	650	520	618
ITC	250	200	232

NIFTY50 Options OI (CE OI = Resistance) (PE OI = Support)

Symbol	Highest CE OI	Highest PE OI	CMP
INDUSINDBK	1100	900	1029
INFY	1400	1200	1278
IOC	110	90	103
JSWSTEEL	400	350	404
KOTAKBANK	2000	1800	1977
LT	1600	1400	1522
M&M	900	800	867
MARUTI	8000	7000	7532
NESTLEIND	18000	17000	17174
NTPC	100	90	97
ONGC	100	85	98
POWERGRID	210	185	206
RELIANCE	2000	1900	1933
SBILIFE	900	850	867
SBIN	410	300	394
SHREECEM	27000	23000	26757
SUNPHARMA	650	500	633
TATAMOTORS	330	300	318
TATASTEEL	700	600	688
TCS	3300	2500	3173
TECHM	1000	900	961
TITAN	1600	1400	1512
ULTRACEMCO	6500	6000	6355
UPL	600	500	539
WIPRO	500	400	428

DISCLOSURES

Research Reports that are published by Nirmal Bang Securities Private Limited (hereinafter referred to as "NBSPL") are for private circulation only. NBSPL is a registered Research Analyst under SEBI (Research Analyst) Regulations, 2014 having Registration no. INH000001766. NBSPL is also a registered Stock Broker with National Stock Exchange of India Limited, BSE Limited, Metropolitan Stock Exchange of India Limited, Multi Commodity Exchange of India Limited, National Commodity and Derivative Exchange Limited and Indian Commodity Exchange Limited in cash and Equity and Commodities derivatives segments.

NBSPL has other business divisions with independent research teams separated by Chinese walls, and therefore may, at times, have different or contrary views on stocks and markets.

NBSPL or its associates have not been debarred / suspended by SEBI or any other regulatory authority for accessing / dealing in securities Market. NBSPL, its associates or analyst or his relatives do not hold any financial interest (Except Investment) in the subject company. NBSPL or its associates or Analyst do not have any conflict or material conflict of interest at the time of publication of the research report with the subject company. NBSPL or its associates or Analyst or his relatives may or may not hold beneficial ownership of 1% or more in the subject company at the end of the month immediately preceding the date of publication of this research report.

NBSPL or its associates / analyst has not received any compensation / managed or co-managed public offering of securities of the company covered by Analyst during the past twelve months. NBSPL or its associates have not received any compensation or other benefits from the company covered by Analyst or third party in connection with the research report. Analyst has not served as an officer, director or employee of Subject Company. NBSPL / analyst has not been engaged in market making activity of the subject company. Analyst Certification: The research analysts and authors of these reports, hereby certify that the views expressed in this research report accurately reflects my/our personal views about the subject securities, issuers, products, sectors or industries. It is also certified that no part of the compensation of the analyst(s) was, is, or will be directly or indirectly related to the inclusion of specific recommendations or views in this research. The analyst(s) principally responsible for the preparation of this research report and has taken reasonable care to achieve and maintain independence and objectivity in making any recommendations.

DISCLAIMER

This report is for the personal information of the authorized recipient and does not construe to be any investment, legal or taxation advice to you. NBSPL is not soliciting any action based upon it. Nothing in this research shall be construed as a solicitation to buy or sell any security or product,

or to engage in or refrain from engaging in any such transaction. In preparing this research, we did not take into account the investment objectives, financial situation and particular needs of the reader.

This research has been prepared for the general use of the clients of NBSPL and must not be copied, either in whole or in part, or distributed or redistributed to any other person in any form. If you are not the intended recipient you must not use or disclose the information in this research in any way. Though disseminated to all the customers simultaneously, not all customers may receive this report at the same time. NBSPL will not treat recipients as customers by virtue of their receiving this report. This report is not directed or intended for distribution to or use by any person or entity resident in a state, country or any jurisdiction, where such distribution, publication, availability or use would be contrary to law, regulation or which would subject NBSPL & its group companies to registration or licensing requirements within such jurisdictions.

The report is based on the information obtained from sources believed to be reliable, but we do not make any representation or warranty that it is accurate, complete or up-to-date and it should not be relied upon as such. We accept no obligation to correct or update the information or opinions in it. NBSPL or any of its affiliates or employees shall not be in any way responsible for any loss or damage that may arise to any person from any inadvertent error in the information contained in this report. NBSPL or any of its affiliates or employees do not provide, at any time, any express or implied warranty of any kind, regarding any matter pertaining to this report, including without limitation the implied warranties of merchantability, fitness for a particular purpose, and non-infringement. The recipients of this report should rely on their own investigations.

This information is subject to change without any prior notice. NBSPL reserves its absolute discretion and right to make or refrain from making modifications and alterations to this statement from time to time. Nevertheless, NBSPL is committed to providing independent and transparent recommendations to its clients, and would be happy to provide information in response to specific client queries.

Before making an investment decision on the basis of this research, the reader needs to consider, with or without the assistance of an adviser, whether the advice is appropriate in light of their particular investment needs, objectives and financial circumstances. There are risks involved in securities trading. The price of securities can and does fluctuate, and an individual security may even become valueless. International investors are reminded of the additional risks inherent in international investments, such as currency fluctuations and international stock market or economic conditions, which may adversely affect the value of the investment. Opinions expressed are subject to change without any notice. Neither the company nor the director or the employees of NBSPL accept any liability whatsoever for any direct, indirect, consequential or other loss arising from any use of this research and/or further communication in relation to this research. Here it may be noted that neither NBSPL, nor its directors, employees, agents or representatives shall be liable for any damages whether direct or indirect, incidental, special or consequential including lost revenue or lost profit that may arise from or in connection with the use of the information contained in this report.

Copyright of this document vests exclusively with NBSPL.

Our reports are also available on our website www.nirmalbang.com